
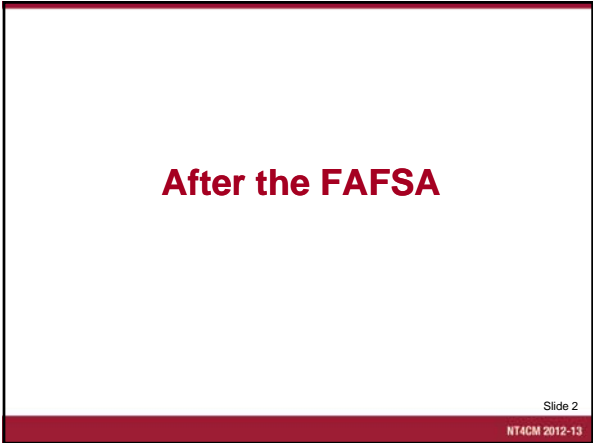
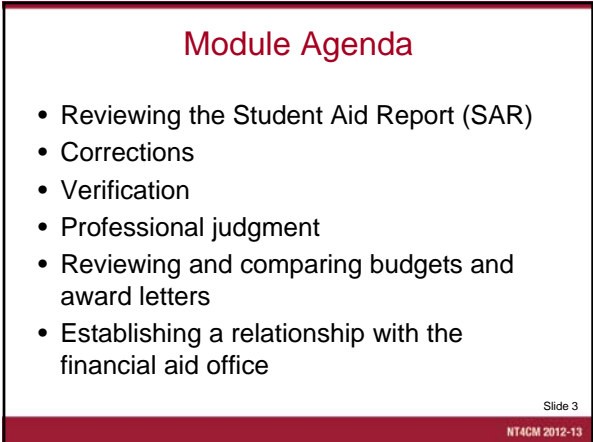


After the FAFSA







After the FAFSA

SAR Formats

- Paper SAR
- Paper SAR Acknowledgment
- E-mail Notification of SAR Processing

Slide 4

NT4CM 2012-13

Corrections

Students should only correct information that was reported incorrectly when he or she completed the Free Application for Federal Student Aid (FAFSA)

Slide 5

NT4CM 2012-13

Submitting Corrections

- Paper SAR
- On-line using Corrections on the Web
- Through the financial aid office

Slide 6

NT4CM 2012-13

After the FAFSA

Correcting Estimated Tax Information

- Many families complete the FAFSA using estimated tax information to meet early deadlines
- Encourage families to submit updated tax information using IRS Data Retrieval
 - Not using process can make it more difficult for families to complete verification

Slide 7
NT4CM 2012-13

Verification

Process by which the Department of Education (ED) through the financial aid office confirms that information provided by students and families on the FAFSA is accurate

Slide 8
NT4CM 2012-13

Verification

- Students can be selected for verification by:
 - ED or college
- Items to be verified will vary
- Process

Slide 9
NT4CM 2012-13

After the FAFSA

Professional Judgment

- Purpose
- Appropriate use
- Process

Slide 10
NT4CM 2012-13

Cost of Attendance (COA)

- Estimate of a student's costs for a specified period
- Includes direct and indirect costs
- Major component of determining a student's financial need

Slide 11
NT4CM 2012-13

Reviewing and Comparing Award Letters

- Out of pocket expenses after financial aid
- Mix of grants and self-help aid
- Future award packages

Slide 12
NT4CM 2012-13


After the FAFSA

Establishing a Relationship with the Financial Aid Office

- Importance
- Questions to ask
- Benefits

Slide 13
NT4CM 2012-13

Questions



Slide 14
NT4CM 2012-13

BROUGHT TO YOU BY:



COE
N.A.S.F.A.A.
NCHelp
AMERICAN SCHOOL COUNSELOR ASSOCIATION
National College Access Network
